

# 5x7 Jungle



THANK YOU FOR YOUR PURCHASE FROM OREGONPATCHWORKS INC.

[www.oregonpatchworks.com](http://www.oregonpatchworks.com)

The original copyright of these files is owned with all rights reserved by PattiStudio. YOU HAVE PURCHASED A LICENSE TO USE THESE ELECTRONIC FILES. When you purchase or download from OregonPatchWorks Inc, you are granted a single-user license of the files to create stitch outs from them. The ownership of the design stitch files and related graphic files is retained by craftsperson that created them. These digitized embroidery designs and graphics are protected under USA Federal Copyright Law & International Treaties. The design and graphic files themselves, or any part thereof, cannot be sold, duplicated or shared in any way and are for use by the original purchaser/user only.

The user license covers the following uses: Unless otherwise stated in the digitizer's own copyright statement, the user may stitch out the designs on finished projects for personal use, gifts or resale by the original purchaser only. If the finished project items or stitch-outs are displayed for sale online or in a physical location (store), credit to the digitizer and link to [www.oregonpatchworks.com](http://www.oregonpatchworks.com) is required.

This licensed does not cover mass production without additional permissions. Transference of these files to any other person or group is strictly prohibited. You may not lend, give or sell the files to anyone else EVER. You may not change, add to, delete parts of, or alter the files and then call them your own. You cannot send them via email or by any other method to another embroiderer to be split or changed in any way. Any alteration requests should be directed to us and will be forwarded to the owner of the copyright. Other specific copyright policies of the individual copyright owner may be included in the download and will supersede the policies listed in this document.

Feel free to contact us at any time  
[support@oregonpatchworks.com](mailto:support@oregonpatchworks.com)



Jungle101

134.10x130.00 mm (5.28x5.12"), 9,032 stitches





1. Golden Yellow. Place applique fabric on the outlined area.
2. Golden Yellow. Remove the hoop from the machine. DO NOT UNHOOP. Cut out applique shape.
3. Golden Yellow.  
Place applique fabric on the center outlined area.
4. Light Brown. Remove the hoop from the machine. DO NOT UNHOOP. Cut out applique shape.
5. Light Brown
6. Golden Yellow
7. Black
8. White
9. Golden Yellow
10. Light Brown







Jungle102

138.40x130.00 mm (5.45x5.12"), 7,805 stitches

1. Grey. Place applique fabric on the outlined area.
2. Grey. Remove the hoop from the machine. DO NOT UNHOOP. Cut out applique shape.
3. Grey
4. Black
5. White

	<p>Jungle103  <u>129.20x129.50 mm (5.09x5.10"), 11,045 stitches</u></p> <ol style="list-style-type: none"> <li>1. Foxy. Place applique fabric on the outlined area.</li> <li>2. Foxy. Remove the hoop from the machine. DO NOT UNHOOP. Cut out applique shape.</li> <li>3. Foxy Place applique fabric on the outlined area.</li> <li>4. Beige. Remove the hoop from the machine. DO NOT UNHOOP. Cut out applique shape.</li> <li>5. Beige</li> <li>6. Pink</li> <li>7. Black</li> <li>8. Foxy</li> <li>9. White</li> </ol>
	<p>Jungle104  <u>126.00x128.40 mm (4.96x5.06"), 8,884 stitches</u></p> <ol style="list-style-type: none"> <li>1. Grey. After sewing the outline place applique fabric on the outlined area.</li> <li>2. Grey. Remove the hoop from the machine. DO NOT UNHOOP. Cut out applique shape.</li> <li>3. Grey</li> <li>4. White. Now place applique fabric on the center outlined area.</li> <li>5. Light Grey. Remove the hoop from the machine. DO NOT UNHOOP. Cut out applique shape.</li> <li>6. Light Grey</li> <li>7. Black</li> <li>8. White</li> <li>9. Pink</li> </ol>
	<p>Jungle105  <u>119.20x159.80 mm (4.69x6.29"), 12,869 stitches</u></p> <ol style="list-style-type: none"> <li>1. Golden Yellow</li> <li>2. Golden Yellow. Place applique fabric on the outlined area.</li> <li>3. Golden Yellow. Remove the hoop from the machine. DO NOT UNHOOP. Cut out applique shape.</li> <li>4. Pink</li> <li>5. Light Brown</li> <li>6. Black</li> <li>7. Brown</li> <li>8. White</li> </ol>
	<p>Jungle106  <u>152.00x129.60 mm (5.98x5.10"), 15,800 stitches</u></p> <ol style="list-style-type: none"> <li>1. White. Place applique fabric on the outlined area.</li> <li>2. White. Remove the hoop from the machine. DO NOT UNHOOP. Cut out applique shape.</li> <li>3. White</li> <li>4. Grey</li> <li>5. Black</li> <li>6. White</li> </ol>



	<p>Jungle107  <u>175.60x129.20 mm (6.91x5.09"), 10,911 stitches</u></p> <ol style="list-style-type: none"> <li>1. Light Brown. Place applique fabric on the outlined area.</li> <li>2. Light Brown. Remove the hoop from the machine. DO NOT UNHOOP. Cut out applique shape.</li> <li>3. Light Brown</li> <li>4. Beige. Place applique fabric on the outlined area.</li> <li>5. Beige. Remove the hoop from the machine. DO NOT UNHOOP. Cut out applique shape.</li> <li>6. Beige</li> <li>7. Pink</li> <li>8. Black</li> <li>9. Light Brown</li> </ol>
	<p>Jungle108  <u>104.80x163.60 mm (4.13x6.44"), 11,483 stitches</u></p> <ol style="list-style-type: none"> <li>1. Black. Place applique fabric on the outlined area.</li> <li>2. Black. Remove the hoop from the machine. DO NOT UNHOOP. Cut out applique shape.</li> <li>3. Black</li> <li>4. Pink</li> <li>5. Grey</li> <li>6. Black</li> <li>7. White</li> </ol>
	<p>Jungle109  <u>125.80x133.00 mm (4.95x5.24"), 10,621 stitches</u></p> <ol style="list-style-type: none"> <li>1. Grey. Place applique fabric on the outlined area.</li> <li>2. Grey. Remove the hoop from the machine. DO NOT UNHOOP. Cut out applique shape.</li> <li>3. Grey</li> <li>4. Pewter Grey</li> <li>5. Black</li> <li>6. White</li> <li>7. Grey</li> <li>8. Pink</li> </ol>
	<p>Jungle110  <u>129.20x129.50 mm (5.09x5.10"), 10,837 stitches</u></p> <ol style="list-style-type: none"> <li>1. Black. Place applique fabric on the outlined area.</li> <li>2. Black. Remove the hoop from the machine. DO NOT UNHOOP. Cut out applique shape.</li> <li>3. Black</li> </ol>

Thank you for your purchase.

