

Christmas Tags 3



Christmas Tags 3

THANK YOU FOR YOUR PURCHASE FROM OREGONPATCHWORKS INC. www.oregonpatchworks.com

The original copyright of these files is owned with all rights reserved by PattiStudio. YOU HAVE PURCHASED A LICENSE TO USE THESE ELECTRONIC FILES. When you purchase or download from OregonPatchWorks Inc, you are granted a single-user license of the files to create stitch outs from them. The ownership of the design stitch files and related graphic files is retained by craftspeople that created them. These digitized embroidery designs and graphics are protected under USA Federal Copyright Law & International Treaties. The design and graphic files themselves, or any part thereof, cannot be sold, duplicated or shared in any way and are for use by the original purchaser/user only.







The user license covers the following uses: Unless otherwise stated in the digitizer's own copyright statement, the user may stitch out the designs on finished projects for personal use, gifts or resale by the original purchaser only. If the finished project items or stitch-outs are displayed for sale online or in a physical location (store), credit to the digitizer and link to www.oregonpatchworks.com is required.

This license does not cover mass production without additional permissions. Transference of these files to any other person or group is strictly prohibited. You may not lend, give or sell the files to anyone else EVER. You may not change, add to, delete parts of, or alter the files and then call them your own. You cannot send them via email or by any other method to another embroiderer to be split or changed in any way. Any alteration requests should be directed to us and will be forwarded to the owner of the copyright. Other specific copyright policies of the individual copyright owner may be included in the download and will supersede the policies listed in this document

FOR MORE WONDERFUL DESIGNS VISIT US AGAIN SOON AT OREGONPATCHWORKS PREMIUM EMBROIDERY DESIGNS MALL

Feel free to contact us at any time support@oregonpatchworks.com

These designs are free standing. Use your favourite water soluble stabilizer. I have the best results with Vilene. Hoop the stabilizer and embroider the design. Stabilizer should be hooped „drum tight“ – firm but not stiff as a board. When you tap on it there should still be some flexibility otherwise the threads would pull together without being bound properly. Depending on your machine, you might need to slow down the speed. Always use sharp needle to avoid thread breakage. After embroidering the designs, soak them in the water but not too long to keep some stiffness. Lay them flat on towel or between two towels and iron while they are still a little bit damp.

	<p>xmtag13 <u>66.50x69.10 mm; 8,309 stitches; 3 colors</u></p> <ol style="list-style-type: none"> 1. White 2. Gold 3. Silver
	<p>xmtag14 <u>66.50x69.10 mm; 7,947 stitches; 3 colors</u></p> <ol style="list-style-type: none"> 1. White 2. Silver 3. Gold
	<p>xmtag15 <u>66.50x69.10 mm; 7,700 stitches; 3 colors</u></p> <ol style="list-style-type: none"> 1. White 2. Silver 3. Gold
	<p>xmtag16 <u>66.50x69.10 mm; 8,471 stitches; 2 colors</u></p> <ol style="list-style-type: none"> 1. White 2. Gold
	<p>xmtag17 <u>66.50x69.10 mm; 7,974 stitches; 3 colors</u></p> <ol style="list-style-type: none"> 1. White 2. Silver 3. Gold
	<p>xmtag18 <u>66.50x69.10 mm; 7,839 stitches; 2 colors</u></p> <ol style="list-style-type: none"> 1. White 2. Gold



Thank you for your purchase.

