

Lace Medallions 1



THANK YOU FOR YOUR PURCHASE FROM OREGONPATCHWORKS INC. www.oregonpatchworks.com

The original copyright of these files is owned with all rights reserved by PattiStudio. YOU HAVE PURCHASED A LICENSE TO USE THESE ELECTRONIC FILES. When you purchase or download from OregonPatchWorks Inc, you are granted a single-user license of the files to create stitch outs from them. The ownership of the design stitch files and related graphic files is retained by craftsman that created them. These digitized embroidery designs and graphics are protected under USA Federal Copyright Law & International Treaties. The design and graphic files themselves, or any part thereof, cannot be sold, duplicated or shared in any way and are for use by the original purchaser/user only.

The user license covers the following uses: Unless otherwise stated in the digitizer's own copyright statement, the user may stitch out the designs on finished projects for personal use, gifts or resale by the original purchaser only. If the finished project items or stitch-outs are displayed for sale online or in a physical location (store), credit to the digitizer and link to www.oregonpatchworks.com is required.

This license does not cover mass production without additional permissions. Transference of these files to any other person or group is strictly prohibited. You may not lend, give or sell the files to anyone else EVER. You may not change, add to, delete parts of, or alter the files and then call them your own. You cannot send them via email or by any other method to another embroiderer to be split or changed in any way. Any alteration requests should be directed to support@oregonpatchworks.com and will be forwarded to the owner of the copyright. Other specific copyright policies of the individual copyright owner may be included in the download and will supersede the policies listed in this document

FOR MORE WONDERFUL DESIGNS VISIT US AGAIN SOON AT OREGONPATCHWORKS PREMIUM EMBROIDERY DESIGNS MALL

Feel free to contact us at any time support@oregonpatchworks.com


These designs are free standing. Use your favourite water soluble stabilizer. I have the best results with Vilene (one layer). Hoop the stabilizer and embroider the design. Depending on your machine, you might need to slow down the speed. Always use sharp needle to avoid thread breakage. After embroidering the designs, soak them in the water but not too long to keep some stiffness. Lay them flat on towel or between two towels or soft material, iron while they are still a little bit damp.



lacemed01

99.40x99.40 mm; 3.91x3.91"; 22,120 stitches; 7 colors

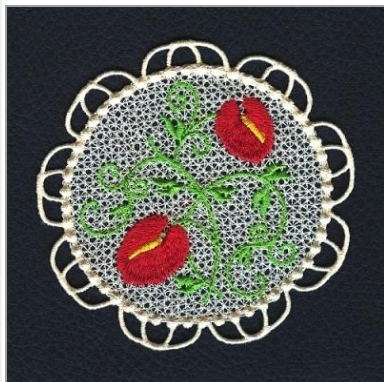
1. White
2. Dark Green
3. Leaf Green
4. Pink
5. Cyclam pink
6. Light Blue
7. Yellow



lacemed02

99.40x99.40 mm; 3.91x3.91"; 23,260 stitches; 9 colors

1. White
2. Dark Green
3. Leaf Green
4. Brown
5. Yellow
6. Sunflower Yellow
7. Golden
8. Orange
9. Light Blue



lacemed03

100.00x98.40 mm; 3.94x3.87"; 17,659 stitches; 4 colors

1. White
2. Leaf Green
3. Red
4. Yellow



lacemed04

100.00x100.00 mm; 3.94x3.94"; 21,221 stitches; 9 colors

1. Light Apricot
2. Leaf Green
3. Dark Green
4. Light Coral
5. Coral
6. Salmon
7. Red
8. Light Blue
9. Yellow



lacemed05

100.00x100.00mm; 3.94x3.94"; 21,602 stitches; 9 colors

1. Light Lilac
2. Dark Green
3. Leaf Green
4. White
5. Violet
6. Dark Violet
7. Light Blue
8. Yellow
9. White



lacemed06

100.00x100.00 mm; 3.94x3.94"; 15,550 stitches; 5 colors

1. Light Blue
2. Leaf Green
3. White
4. Yellow
5. Grey



lacemed07

100.00x100.00 mm; 3.94x3.94"; 20,461 stitches; 6 colors


1. White
2. Leaf Green
3. Cornflower Blue
4. Pink
5. Yellow
6. Cyclam Pink



lacemed08

100.00x100.00 mm; 3.94x3.94"; 22,832 stitches; 7 colors

1. Light Pink
2. Leaf Green
3. Dark Green
4. Cyclam Pink
5. Pink
6. White
7. Yellow



lacemed09free

57.80x57.80 mm; 2.28x2.31"; 7,592 stitches; 4 colors

1. Light Yellow
2. Leaf Green
3. Turquoise
4. Sunflower Yellow







