

Applique Hearts 1



THANK YOU FOR YOUR PURCHASE FROM OREGONPATCHWORKS INC

www.oregonpatchworks.com

The original copyright of these files is owned with all rights reserved by PattiStudio.

YOU HAVE PURCHASED A LICENSE TO USE THESE ELECTRONIC FILES.

When you purchase or download from OregonPatchWorks Inc, you are granted a single-user license of the files to create stitch outs from them.

The ownership of the design stitch files and related graphic files is retained by craftsman that created them. These digitized embroidery designs and graphics are protected under USA Federal Copyright Law & International Treaties. The design and graphic files themselves, or any part thereof, cannot be sold, duplicated or shared in any way and are for use by the original purchaser/user only.

The user license covers the following uses:

Unless otherwise stated in the digitizer's own copyright statement, the user may stitch out the designs on finished projects for personal use, gifts or resale by the original purchaser only. If the finished project items or stitch-outs are displayed for sale online or in a physical location (store), credit to the digitizer and link to www.oregonpatchworks.com is required.

This licensed does not cover mass production without additional permissions.

Transference of these files to any other person or group is strictly prohibited.

You may not lend, give or sell the files to anyone else EVER. You may not change, add to, delete parts of, or alter the files and then call them your own.

You cannot send them via email or by any other method to another embroiderer to be split or changed in any way. Any alteration requests should be directed to support@oregonpatchworks.com and will be forwarded to the owner of the copyright.

Other specific copyright policies of the individual copyright owner may be included in the download and will supersede the policies listed in this document

FOR MORE WONDERFUL DESIGNS VISIT US AGAIN SOON AT
OREGONPATCHWORKS PREMIUM EMBROIDERY DESIGNS MALL
The OPW Mall - Where your dreams become a reality, one stitch at a time.

We hope to serve you again soon.

Feel free to contact us at any time support@oregonpatchworks.com or pattistudio@pattistudio.com



Appheart01

100.00x95.70 mm; 9,085 stitches

1. Light Lilac

Place applique fabric on top right position of the heart.

2. Light Lilac

Cut out applique shape.

Place applique fabric on left bottom position of the heart.

3. Light Lilac

Cut out applique shape.

4. Light Lilac

5. Violet

6. Deep Green

7. Leaf Green

8. Deep Green

9. Light Blue

10. Lilac

11. Yellow

12. Violet



Appheart02

99.70x97.80 mm; 9,316 stitches

1. Golden

Place applique fabric on top left position of the heart.

2. Golden

Cut out applique shape.

Place applique fabric on right bottom position of the heart.

3. Golden

Cut out applique shape.

4. Golden

5. Green

6. Pink



Appheart03

100.00x91.70 mm; 8,226 stitches

1. Salmon

Place applique fabric on top right position of the heart.

2. Salmon

Cut out applique shape.

Place applique fabric on left bottom position of the heart.

3. Salmon

Cut out applique shape.

4. White





5. Salmon


6. Red

7. Leaf Green

8. Deep Green

9. Red

	<p>10. Yellow 11. Wine Red</p>
	<p>Appheart04 99.00x95.40 mm; 5,643 stitches</p> <p>1. Old Pink Place applique fabric on top position of the heart.</p> <p>2. Old Pink Cut out applique shape. Place applique fabric on bottom position of the heart.</p> <p>3. Old Pink Cut out applique shape.</p> <p>4. Old Pink 5. Green 6. Dusky Rose 7. Mauve</p>
	<p>Appheart05 98.80x95.10 mm; 12,957 stitches</p> <p>1. Light Pink Place applique fabric on the left position of the heart.</p> <p>2. Light Pink Cut out applique shape. Place applique fabric on the right position of the heart.</p> <p>3. Light Pink Cut out applique shape.</p> <p>4. Light Pink 5. Leaf Green 6. Pink 7. Deep Rose</p>
	<p>Appheart06 99.60x92.90 mm; 8,451 stitches</p> <p>1. Brass Place applique fabric on the left position of the heart.</p> <p>2. Brass Cut out applique shape. Place applique fabric on the right position of the heart.</p> <p>3. Brass Cut out applique shape.</p> <p>4. Brass 5. White 6. Brass 7. Leaf Green 8. Pink</p>
	<p>Appheart07 100.00x91.60 mm; 8,263 stitches</p> <p>1. Golden Place applique fabric on the left position of the heart.</p> <p>2. Golden Cut out applique shape. Place applique fabric on the right position of the heart.</p> <p>3. Golden Cut out applique shape.</p> <p>4. Golden 5. Deep Green 6. Leaf Green 7. Light Lilac 8. Violet 9. Dark Violet</p>

	<p>10. Yellow 11. White</p>
	<p>Appheart08 95.90x99.70 mm; 10,964 stitches</p> <p>1. Black Place applique fabric on the bottom position of the heart (I used lace)</p> <p>2. Black Cut out applique shape. Place applique fabric on the upper position of the heart.</p> <p>3. Black Cut out applique shape.</p> <p>4. Black 5. Leaf Green 6. Red 7. Light Salmon</p>





PattiStudio