

Jungle

THANK YOU FOR YOUR PURCHASE FROM OREGONPATCHWORKS INC www.oregonpatchworks.com

The original copyright of these files is owned with all rights reserved by PattiStudio.

YOU HAVE PURCHASED A LICENSE TO USE THESE ELECTRONIC FILES. When you purchase or download from OregonPatchWorks Inc, you are granted a single-user license of the files to create stitch outs from them.

The ownership of the design stitch files and related graphic files is retained by crafts person that created them.

These digitized embroidery designs and graphics are protected under USA Federal Copyright Law & International Treaties.

The design and graphic files themselves, or any part thereof, cannot be sold, duplicated or shared in any way and are for use by the original purchaser/user only. The user license covers the following uses:

Unless otherwise stated in the digitizer's own copyright statement, the user may stitch out the designs on finished projects for personal use, gifts or resale by the original purchaser only. If the finished project items or stitch-outs are displayed for sale online or in a physical location (store), credit to the digitizer and link to www.oregonpatchworks.com is required. This licensed does not cover mass production without additional permissions. Transference of these files to any other person or group is strictly prohibited. You may not lend, give or sell the files to anyone else EVER. You may not change, add to, delete parts of, or alter the files and then call them your own. You cannot send them via email or by any other method to another embroiderer to be split or changed in any way. Any alteration requests should be directed to support@oregonpatchworks.com and will be forwarded to the owner of the copyright. Other specific copyright policies of the individual copyright owner may be included in the download and will supersede the policies listed in this document

FOR MORE WONDERFUL DESIGNS VISIT US AGAIN SOON AT OREGONPATCHWORKS PREMIUM EMBROIDERY DESIGNS MALL. We hope to serve you again soon.

Feel free to contact us at any time support@oregonpatchworks.com or pattistudio@pattistudio.com



Jungle01
99.90x97.00 mm (3.93x3.82"), 6,497 stitches

1. Golden Yellow. Place applique fabric on the outlined area.
2. Golden Yellow. Remove the hoop from the machine. DO NOT UNHOOP. Cut out applique shape.
3. Golden Yellow. Place applique fabric on the center outlined area.
4. Light Brown. Remove the hoop from the machine. DO NOT UNHOOP. Cut out applique shape.
5. Light Brown
6. Golden Yellow
7. Black
8. White
9. Golden Yellow
10. Light Brown







Jungle02
100.00x99.10 mm (3.94x3.90"), 5,393 stitches

1. Blue. Place applique fabric on the outlined area.
2. Blue. Remove the hoop from the machine. DO NOT UNHOOP. Cut out applique shape.
3. Blue
4. Black
5. White



Jungle03
94.10x94.20 mm (3.70x3.71"), 7,270 stitches

1. Foxy. Place applique fabric on the outlined area.
2. Foxy. Remove the hoop from the machine. DO NOT UNHOOP. Cut out applique shape.
3. Beige. Place applique fabric on the outlined area.
4. Beige. Remove the hoop from the machine. DO NOT UNHOOP. Cut out applique shape.
5. Beige
6. Pink

	<p>7. Black</p> <p>8. White</p> <p>9. Foxy</p>
	<p>Jungle04 87.60x90.00 mm (3.45x3.54"), 5,361 stitches</p> <ol style="list-style-type: none"> 1. Grey. After sewing the outline place applique fabric on the outlined area. 2. Grey. Remove the hoop from the machine. DO NOT UNHOOP. Cut out applique shape. 3. Grey 4. White. Now place applique fabric on the center outlined area. 5. Dark Grey. Remove the hoop from the machine. DO NOT UNHOOP. Cut out applique shape. 6. Dark Grey 7. Black 8. White 9. Pink
	<p>Jungle05 74.90x100.00 mm (2.95x3.94"), 6,485 stitches</p> <ol style="list-style-type: none"> 1. Golden Yellow 2. Golden Yellow. Place applique fabric on the outlined area. 3. Golden Yellow. Remove the hoop from the machine. DO NOT UNHOOP. Cut out applique shape. 4. Pink 5. Light Brown 6. Black 7. Brown 8. White
	<p>Jungle06 99.70x85.10 mm (3.93x3.35"), 8,288 stitches</p> <ol style="list-style-type: none"> 1. White. Place applique fabric on the outlined area. 2. White. Remove the hoop from the machine. DO NOT UNHOOP. Cut out applique shape. 3. White 4. Grey 5. Black 6. White
	<p>Jungle07 97.60x97.60 mm (3.84x3.84"), 6,262 stitches</p> <ol style="list-style-type: none"> 1. Light Brown. Place applique fabric on the outlined area. 2. Light Brown. Remove the hoop from the machine. DO NOT UNHOOP. Cut out applique shape. 3. Light Brown 4. Beige. Place applique fabric on the outlined area. 5. Beige. Remove the hoop from the machine. DO NOT UNHOOP. Cut out applique shape. 6. Beige 7. Salmon 8. Black 9. Dark Brown



Jungle08
64.20x99.80 mm (2.53x3.93"), 5,864 stitches

1. Black. Place applique fabric on the outlined area.
2. Black. Remove the hoop from the machine. **DO NOT UNHOOP.** Cut out applique shape.
3. Black
4. Pink
5. Grey
6. Black
7. White



Jungle09
92.60x98.10 mm (3.65x3.86"), 6,724 stitches

1. Dark Grey. Place applique fabric on the outlined area.
2. Dark Grey. Remove the hoop from the machine. **DO NOT UNHOOP.** Cut out applique shape.
3. Dark Grey
4. Grey
5. Black
6. White
7. Dark Grey
8. Pink



Jungle10
60.70x60.50 mm (2.39x2.38"), 3,038 stitches

1. Beige. Place applique fabric on the outlined area.
2. Beige. Remove the hoop from the machine. **DO NOT UNHOOP.** Cut out applique shape.
3. Beige
4. Black
5. White