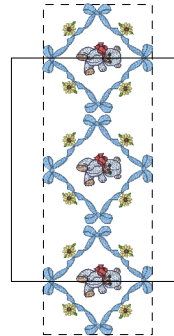


- 1. Placement Line (App:1)
- 2. Cutting Line (App:2)
- 3. Tackdown (App:3)
- 4. Cutting Line (App:2)
- 5. Light Blue (Mar:1058)
- 6. Light Blue (Mar:1060)
- 7. Spanish Red (Mar:1194)
- 8. Tan (Mar:1141)
- 9. Black (Mar:1180)
- 10. Royal (Mar:1202)
- 11. Green (Mar:1123)
- 12. Yellow (Mar:1004)
- 13. Red-Brown (Mar:1160)

Bear-Border-6x8.art


3.83x7.72 inches; 20,752 stitches
13 thread changes; 12 colors



- 1. Placement Line (App:1)
- 2. Cutting Line (App:2)
- 3. Tackdown (App:3)
- 4. Cutting Line (App:2)
- 5. Light Blue (Mar:1058)
- 6. Light Blue (Mar:1060)
- 7. Spanish Red (Mar:1194)
- 8. Tan (Mar:1141)
- 9. Black (Mar:1180)
- 10. Royal (Mar:1202)
- 11. Green (Mar:1123)
- 12. Yellow (Mar:1004)
- 13. Red-Brown (Mar:1160)

Bear-Border-7x12.art


3.83x11.63 inches; 30,499 stitches
13 thread changes; 12 colors



- 1. Placement Line (App:1)
- 2. Cutting Line (App:2)
- 3. Tackdown (App:3)
- 4. Cutting Line (App:2)
- 5. Light Blue (Mar:1058)
- 6. Light Blue (Mar:1060)
- 7. Spanish Red (Mar:1194)
- 8. Tan (Mar:1141)
- 9. Black (Mar:1180)
- 10. Royal (Mar:1202)
- 11. Green (Mar:1123)
- 12. Yellow (Mar:1004)
- 13. Red-Brown (Mar:1160)

Bear-Insert-4x4.art

3.83x3.83 inches; 10,166 stitches
13 thread changes; 12 colors



- 1. Placement Line (App:1)
- 2. Cutting Line (App:2)
- 3. Tackdown (App:3)
- 4. Cutting Line (App:2)
- 5. Light Blue (Mar:1058)
- 6. Light Blue (Mar:1060)
- 7. Spanish Red (Mar:1194)
- 8. Tan (Mar:1141)
- 9. Black (Mar:1180)
- 10. Royal (Mar:1202)
- 11. Green (Mar:1123)
- 12. Yellow (Mar:1004)
- 13. Red-Brown (Mar:1160)

Bear-Insert-5x7.art

4.63x4.63 inches; 12,402 stitches
13 thread changes; 12 colors

**Microsoft
Word
97
-
2003
Document**


Copyright Statement.doc



- 1. Placement Line (App:1)
- 2. Cutting Line (App:2)
- 3. Tackdown (App:3)
- 4. Cutting Line (App:2)
- 5. Light Blue (Mar:1197)
- 6. Light Blue (Mar:1058)
- 7. Light Orange (Mar:1043)
- 8. Black (Mar:1180)
- 9. Royal (Mar:1202)
- 10. Pasture (Mar:1123)
- 11. Pink Cream (Mar:1227)
- 12. Pink Cerise (Mar:1230)

Dove-Pillow-Insert-4x4.art

3.90x3.91 inches; 11,777 stitches
12 thread changes; 11 colors



- 1. Placement Line (App:1)
- 2. Cutting Line (App:2)
- 3. Tackdown (App:3)
- 4. Cutting Line (App:2)
- 5. Light Blue (Mar:1197)
- 6. Light Blue (Mar:1058)
- 7. Light Orange (Mar:1043)
- 8. Black (Mar:1180)
- 9. Royal (Mar:1202)
- 10. Pasture (Mar:1123)
- 11. Pink Cream (Mar:1227)
- 12. Pink Cerise (Mar:1230)

Dove-Pillow-Insert-5x7.art

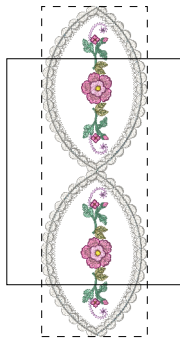
5.07x5.07 inches; 15,240 stitches
12 thread changes; 11 colors



- 1. Placement Line (App:1)
- 2. Cutting Line (App:2)
- 3. Tackdown (App:3)
- 4. Cutting Line (App:2)
- 5. Light Blue (Mar:1197)
- 6. Light Blue (Mar:1058)
- 7. Light Orange (Mar:1043)
- 8. Black (Mar:1180)
- 9. Royal (Mar:1202)
- 10. Pasture (Mar:1123)
- 11. Pink Cream (Mar:1227)
- 12. Pink Cerise (Mar:1230)


Dove-Pillow-Insert-6x8.art

5.95x5.95 inches; 18,043 stitches
12 thread changes; 11 colors



- 1. Placement Line (App:1)
- 2. Cutting Line (App:2)
- 3. Tackdown (App:3)
- 4. Cutting Line (App:2)
- 5. White (Mar:1179)
- 6. Pink (Mar:1027)
- 7. Pink (Mar:1229)
- 8. Pink (Mar:1193)
- 9. Yellow (Mar:1005)
- 10. Light Purple (Mar:1077)
- 11. Magenta (Mar:1153)
- 12. Light Green (Mar:1112)
- 13. Antique Gold (Mar:1016)
- 14. Palm Green (Mar:1172)

Flower-Border-7x12.art
3.67x11.49 inches; 23,299 stitches
14 thread changes; 13 colors



- 1. Placement Line (App:1)
- 2. Cutting Line (App:2)
- 3. Tackdown (App:3)
- 4. Cutting Line (App:2)
- 5. White (Mar:1179)
- 6. Pink (Mar:1027)
- 7. Fuschia (Mar:1230)
- 8. Pink (Mar:1193)
- 9. Yellow (Mar:1005)
- 10. Light Purple (Mar:1077)
- 11. Magenta (Mar:1153)
- 12. Olive (Mar:1460)
- 13. Antique Gold (Mar:1016)
- 14. Palm Green (Mar:1172)

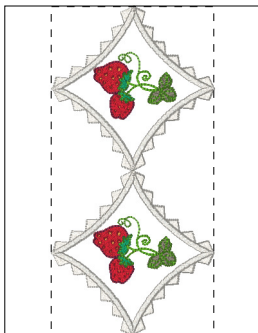
Flower-Insert-5x7.art
3.66x5.77 inches; 11,627 stitches
14 thread changes; 13 colors

Adobe
Acrobat
Document

Instructions For The Dainty Borders And Inserts.pdf


Adobe
Acrobat
Document

Mle080-Dainty-Inserts-And-Borders-Colourchart.pdf




- 1. Placement Line (App:1)
- 2. Cutting Line (App:2)
- 3. Tackdown (App:3)
- 4. Cutting Line (App:2)
- 5. White (Mar:1179)
- 6. Light Orange (Mar:1042)
- 7. Red (Mar:1050)
- 8. Maroon (Mar:1246)
- 9. Green (Mar:1342)
- 10. Leaf Green (Mar:1173)
- 11. Green (Mar:1123)

Strawberry-Border-6x8.art
3.89x7.83 inches; 16,364 stitches
11 thread changes; 10 colors




- 1. Placement Line (App:1)
- 2. Cutting Line (App:2)
- 3. Tackdown (App:3)
- 4. Cutting Line (App:2)
- 5. White (Mar:1179)
- 6. Light Orange (Mar:1042)
- 7. Red (Mar:1050)
- 8. Maroon (Mar:1246)
- 9. Green (Mar:1342)
- 10. Leaf Green (Mar:1173)
- 11. Green (Mar:1123)

Strawberry-Border-7x12.art
3.71x11.28 inches; 23,827 stitches
11 thread changes; 10 colors



- 1. Placement Line (App:1)
- 2. Cutting Line (App:2)
- 3. Tackdown (App:3)
- 4. Cutting Line (App:2)
- 5. White (Mar:1179)
- 6. Light Orange (Mar:1042)
- 7. Red (Mar:1050)
- 8. Maroon (Mar:1246)
- 9. Green (Mar:1342)
- 10. Leaf Green (Mar:1173)
- 11. Green (Mar:1123)

Strawberry-Insert-4x4.art
3.80x3.74 inches; 8,085 stitches
11 thread changes; 10 colors



- 1. Placement Line (App:1)
- 2. Cutting Line (App:2)
- 3. Tackdown (App:3)
- 4. Cutting Line (App:2)
- 5. White (Mar:1179)
- 6. Light Orange (Mar:1042)
- 7. Red (Mar:1050)
- 8. Maroon (Mar:1246)
- 9. Green (Mar:1342)
- 10. Leaf Green (Mar:1173)
- 11. Green (Mar:1123)

Strawberry-Insert-5x7.art
5.00x4.90 inches; 10,570 stitches
11 thread changes; 10 colors