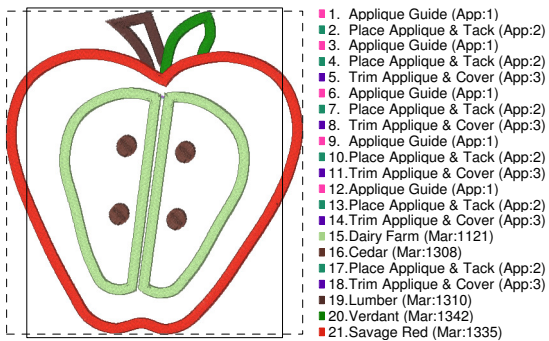


Microsoft
Word
97
-
2003
Document

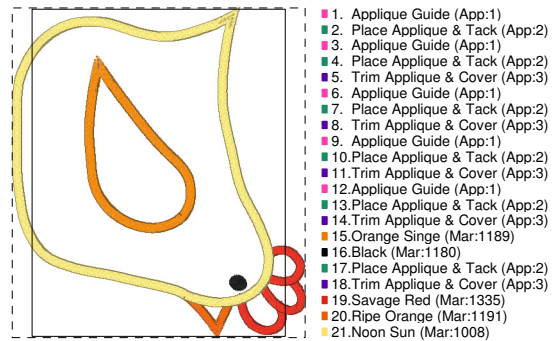
Copyright Statement.doc

Adobe
Acrobat
Document

Instructions To Make The Potholders.pdf



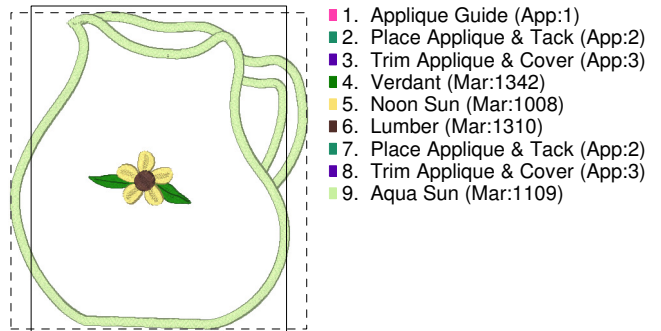
Mle025-Apple-7x12.art
7.06x7.70 inches; 14,501 stitches
21 thread changes; 8 colors




Mle025-Hen-7x12.art
7.06x7.94 inches; 10,843 stitches
21 thread changes; 8 colors

Adobe
Acrobat
Document

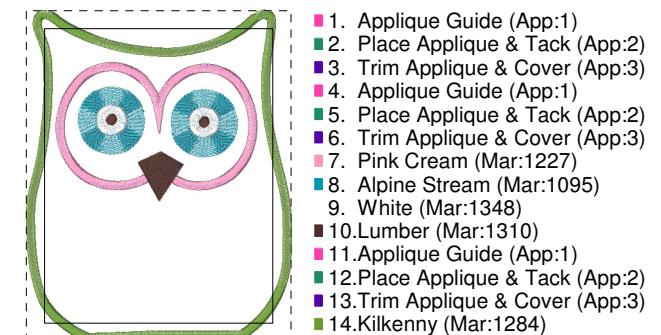
Mle025-Ith-Potholders-Colourchart-7x12.pdf




Mle025-Jug_7x12.art
7.06x7.55 inches; 9,704 stitches
9 thread changes; 7 colors



Mle025-Mug-7x12.art
7.07x8.14 inches; 12,652 stitches
7 thread changes; 5 colors



Mle025-Owl-7x12.art
7.07x8.82 inches; 16,795 stitches
14 thread changes; 8 colors



The image shows a digital applique design for a teapot. The teapot is outlined in a light teal color. It features a handle on the right side, a spout on the left, and a lid on top. A small rectangular tag is attached to the front of the teapot with the word "Tea" written on it in a green, serif font. A pink flower with two leaves is positioned near the top of the teapot. The entire design is enclosed in a dashed rectangular border.

- 1. Applique Guide (App:1)
- 2. Place Applique & Tack (App:2)
- 3. Trim Applique & Cover (App:3)
- 4. Copper Sun (Mar:1041)
- 5. Verdant (Mar:1342)
- 6. Pink Cerise (Mar:1230)
- 7. Place Applique & Tack (App:2)
- 8. Trim Applique & Cover (App:3)
- 9. Tropical Shallows (Mar:1104)

Mle025-Teapot-7x12.art
7.08x7.92 inches; 13,869 stitches
9 thread changes; 7 colors