



Kreations by Kara

Embroidery Designs For The Creative Mind

Kreations by Kara

<http://www.kreationsbykara.com/>

Thank you for purchasing our designs. We hope you enjoy them on whatever project you choose.

Timeless Treasures contains and applique design done in the hoop.

I recommend that you use some type of fusible backing such as Steam-A-Seam to stabilize as well as allow for a good finished product. Follow the manufacturer's directions in applying the fusible to the wrong side of the fabric swatch to be used in the design.

The first colors 4 colors shown on the chart will accomplish the applique portion of the design.

The first color will stitch out the placement line of the applique piece. Once stitched place your fabric swatch right side up, over the stitched area insuring that all stitching is covered.

Color 2 will stitch down the cutting line to anchor the fabric. Once stitched remove the hoop from the machine and without removing the fabric from the hoop, carefully cut very close to the stitching no more than 1/8" away on the outside of the cutting line.

Using an iron that will fit inside your hoop, lightly press the swatch to activate the heat activated glue on the applied backing.

Reinsert the hoop into the machine and the next color will be the tack down stitch. The last color is also a tack down stitch to insure it is well anchored. You can skip the color 4 if you so desire. It will be covered with the satin stitching in the next color stitched #5.

Proceed with the rest of the stitch out to finish the design.

When doing the applique portion I usually use the same color thread as the final cover stitch, in this case #5 so no unusual coloration shows through. We program the stops when the design is digitized, but when the design converts from ART which is the native format to the different formats this information is not always transmitted. It can also depend on the settings that are on each individual machine. You may have to manually put in stops to insure the machine stops to allow the steps to be completed properly.

We have found that duck bill scissors work very well to trim the excess fabric from the stitching line. The fusible backing is optional and is not required. It does lend to a better finished result. A spray adhesive such as 505 can also create a good result.



Creations by Kara

Embroidery Designs For The Creative Mind

Timeless Treasures

This timeless set of 13 Christmas designs will bring the spirit of the holidays into your home! Embellish any holiday project with these designs to create memorable treasures such as pillows, wall hangings, scarves, sweat shirts, and stockings. Hope you enjoy and Merry Christmas!

Thread colors chosen from Madeira Poly Neon. Test stitch outs were done with Kona cotton and a crisp mid-weight stabilizer.

With all designs over 30,000 stitches we used a heavy weight floater placed between the needle plate and the bottom of the hoop to stabilize the design. Please see the applique instructions for the poinsettia applique design.



TT3WiseMen5x7

Stitches: 58303
 Colors: 4
 H: 164.3 mm
 W: 127.2 mm

Color Sequence:

1. 1949
 Brand: Madeira poly
2. Pearl Grey 1660
 Brand: Madeira Neon Polyester
3. 1949
 Brand: Madeira poly
4. Persimmon 1707
 Brand: Madeira Neon Polyester
5. Sunkist 1779
 Brand: Madeira Neon Polyester





TTChristmasSymbolsTree5x7

Stitches: 19442
Colors: 2
H: 169.9 mm
W: 108.7 mm

Color Sequence:
1.  1949
Brand: Madeira poly
2.  1730
Brand: Madeira poly





TTDeerHead5x7

Stitches: 25679
Colors: 1
H: 175.0 mm
W: 122.3 mm

Color Sequence:
1. ■ 1730
Brand: Madeira poly





TTGoldenBells5x7

Stitches: 49114
Colors: 9
H: 132.0 mm
W: 126.8 mm

Color Sequence:

1. ■ Klondike 1792
Brand: Madeira Neon Polyester
2. ■ Karat 1670
Brand: Madeira Neon Polyester
3. ■ 1863
Brand: Madeira poly
4. ■ Rich Scarlet 1781
Brand: Madeira Neon Polyester
5. ■ 1734
Brand: Madeira poly
6. ■ Fleece Green 1851
Brand: Madeira Neon Polyester
7. ■ Light Kilkenny 1651
Brand: Madeira Neon Polyester
8. ■ White 1802
Brand: Madeira Neon Polyester
9. ■ Black 1800
Brand: Madeira Neon Polyester

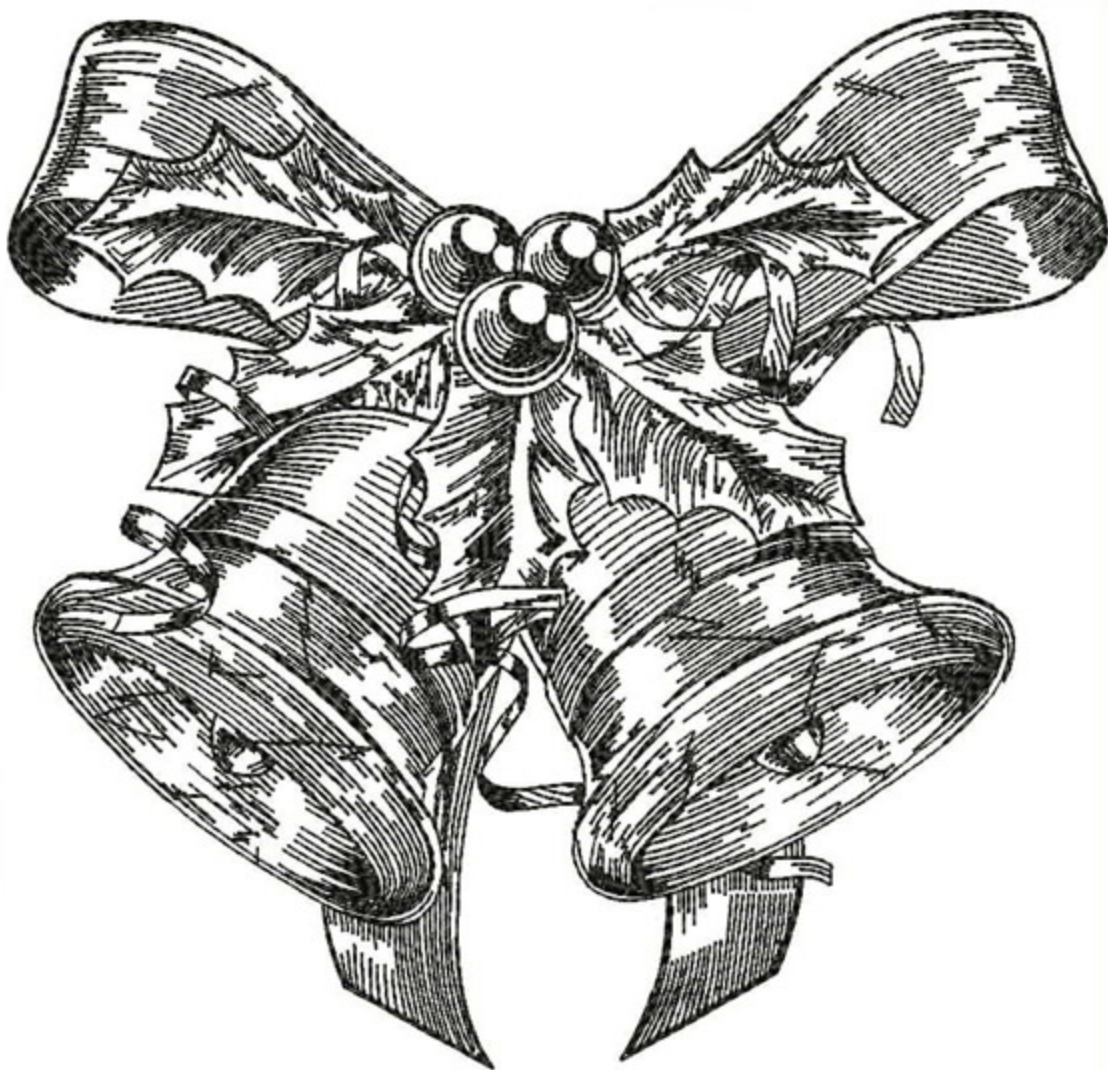




TTGoldenBellsLine5x7

Stitches: 17726
Colors: 1
H: 132.0 mm
W: 127.2 mm

Color Sequence:
1. ■ Black 1800
Brand: Madeira Neon Polyester






TTHollyWithRibbon5x7

Stitches: 42035
Colors: 6
H: 127.2 mm
W: 172.1 mm

Color Sequence:

1.  Lithgow 1904
Brand: Madeira Neon Polyester
2.  Nottingham 1749
Brand: Madeira Neon Polyester
3.  Rich Scarlet 1781
Brand: Madeira Neon Polyester
4.  1734
Brand: Madeira poly
5.  White 15
Brand: BERNINA
6.  Black 1800
Brand: Madeira Neon Polyester






TTHollyWithRibbonLine5x7

Stitches: 15508
Colors: 1
H: 172.1 mm
W: 127.2 mm

Color Sequence:
1. ■ Black 1800
Brand: Madeira Neon Polyester












TTOneBellWreath5x7

Stitches: 38433
Colors: 9
H: 127.2 mm
W: 145.5 mm

Color Sequence:


1.  Coldstream 1637
Brand: Madeira Neon Polyester
2.  Rich Scarlet 1781
Brand: Madeira Neon Polyester
3.  Black 1800
Brand: Madeira Neon Polyester
4.  Nottingham 1749
Brand: Madeira Neon Polyester
5.  Fleece Green 1851
Brand: Madeira Neon Polyester
6.  Velvet Green 1705
Brand: Madeira Neon Polyester
7.  Karat 1670
Brand: Madeira Neon Polyester
8.  Dark Maroon 1999
Brand: Madeira Neon Polyester
9.  Rich Scarlet 1781
Brand: Madeira Neon Polyester
10.  Coldstream 1637
Brand: Madeira Neon Polyester
11.  1863
Brand: Madeira poly
12.  Karat 1670
Brand: Madeira Neon Polyester





TTOrnamentWithBow5x7

Stitches: 32954
Colors: 1
H: 138.9 mm
W: 127.2 mm

Color Sequence:
1.  1684
Brand: Madeira poly





TTPoinsettiaFramed5x7

Stitches: 51490
Colors: 13
H: 175.0 mm
W: 94.2 mm



Color Sequence:

1. Bamboo 1791
Brand: Madeira Neon Polyester
2. 1730
Brand: Madeira poly
3. Karat 1670
Brand: Madeira Neon Polyester
4. forrest 1905
Brand: Madeira poly
5. Tamarack 1790
Brand: Madeira Neon Polyester
6. Canola 1706
Brand: Madeira Neon Polyester
7. Sorgum 1769
Brand: Madeira Neon Polyester
8. Burnt Bronze 1793
Brand: Madeira Neon Polyester
9. light golden pistachio 1809
Brand: Madeira Poly
10. Coldstream 1637
Brand: Madeira Neon Polyester
11. med dark red 1982
Brand: Madeira poly
12. Dark Maroon 1999
Brand: Madeira Neon Polyester
13. Coldstream 1637
Brand: Madeira Neon Polyester
14. Will Scarlet 1754
Brand: Madeira Neon Polyester
15. forrest 1905
Brand: Madeira poly
16. Sorgum 1769
Brand: Madeira Neon Polyester
17. Tamarack 1790
Brand: Madeira Neon Polyester
18. light golden pistachio 1809
Brand: Madeira Poly
19. Burnt Bronze 1793
Brand: Madeira Neon Polyester
20. Coldstream 1637
Brand: Madeira Neon Polyester



TTPoinsettiaFramedApplique5x7

Stitches: 52556
 Colors: 17
 H: 175.0 mm
 W: 94.2 mm


- Color Sequence:
1.  Applique Guide 1
Brand: Applique
 2.  Place Applique Tack 2
Brand: Applique
 3.  Trim Applique Cover 3
Brand: Applique
 4.  Gold 45
Brand: BERNINA
 5.  Bamboo 1791
Brand: Madeira Neon Polyester
 6.  1730
Brand: Madeira poly
 7.  Karat 1670
Brand: Madeira Neon Polyester
 8.  forrest 1905
Brand: Madeira poly
 9.  Tamarack 1790
Brand: Madeira Neon Polyester
 10.  Canola 1706
Brand: Madeira Neon Polyester
 11.  Sorgum 1769
Brand: Madeira Neon Polyester
 12.  Burnt Bronze 1793
Brand: Madeira Neon Polyester
 13.  light golden pistachio 1809
Brand: Madeira Poly
 14.  Coldstream 1637
Brand: Madeira Neon Polyester
 15.  med dark red 1982
Brand: Madeira poly
 16.  Dark Maroon 1999
Brand: Madeira Neon Polyester
 17.  Coldstream 1637
Brand: Madeira Neon Polyester
 18.  Will Scarlet 1754
Brand: Madeira Neon Polyester
 19.  forrest 1905
Brand: Madeira poly
 20.  Sorgum 1769
Brand: Madeira Neon Polyester
 21.  Tamarack 1790
Brand: Madeira Neon Polyester
 22.  light golden pistachio 1809
Brand: Madeira Poly
 23.  Burnt Bronze 1793
Brand: Madeira Neon Polyester
 24.  Coldstream 1637
Brand: Madeira Neon Polyester





TTScrolledBowPresent5x7

Stitches: 31385
Colors: 1
H: 129.7 mm
W: 127.2 mm

Color Sequence:
1.  Karat 1670
Brand: Madeira Neon Polyester





TTWhiteHollyCorner5x7

Stitches: 22344
Colors: 4
H: 172.6 mm
W: 127.2 mm

Color Sequence:

1. ■ Fleece Green 1851
Brand: Madeira Neon Polyester
2. ■ Coldstream 1637
Brand: Madeira Neon Polyester
3. □ White 1802
Brand: Madeira Neon Polyester
4. ■ Seashell 1812
Brand: Madeira Neon Polyester
5. ■ Coldstream 1637
Brand: Madeira Neon Polyester
6. □ White 1802
Brand: Madeira Neon Polyester

