



■ 1. Warm Gray  
■ 2. Red  
■ 3. Teal Green  
■ 4. Dark Gray

**Candlewicking Applique - 01 Lg.pes**  
5.89x5.89 inches; 8,564 stitches  
4 thread changes; 4 colors




■ 1. Warm Gray  
■ 2. Red  
■ 3. Teal Green  
■ 4. Dark Gray

**Candlewicking Applique - 02 Lg.pes**  
5.87x5.87 inches; 8,141 stitches  
4 thread changes; 4 colors




■ 1. Warm Gray  
■ 2. Red  
■ 3. Teal Green  
■ 4. Dark Gray

**Candlewicking Applique - 03 Lg.pes**  
5.90x5.90 inches; 10,704 stitches  
4 thread changes; 4 colors




■ 1. Warm Gray  
■ 2. Red  
■ 3. Teal Green  
■ 4. Dark Gray

**Candlewicking Applique - 04 Lg.pes**  
5.87x5.87 inches; 7,256 stitches  
4 thread changes; 4 colors




■ 1. Warm Gray  
■ 2. Red  
■ 3. Teal Green  
■ 4. Dark Gray

**Candlewicking Applique - 05 Lg.pes**  
5.87x5.87 inches; 9,105 stitches  
4 thread changes; 4 colors




■ 1. Warm Gray  
■ 2. Red  
■ 3. Teal Green  
■ 4. Dark Gray

**Candlewicking Applique - 06 Lg.pes**  
5.87x5.87 inches; 9,007 stitches  
4 thread changes; 4 colors




■ 1. Warm Gray  
■ 2. Red  
■ 3. Teal Green  
■ 4. Dark Gray

**Candlewicking Applique - 07 Lg.pes**  
5.90x5.90 inches; 7,795 stitches  
4 thread changes; 4 colors



■ 1. Warm Gray  
■ 2. Red  
■ 3. Teal Green  
■ 4. Dark Gray


**Candlewicking Applique - 08 Lg.pes**  
5.90x5.90 inches; 7,908 stitches  
4 thread changes; 4 colors



■ 1. Warm Gray  
■ 2. Red  
■ 3. Teal Green  
■ 4. Dark Gray

**Candlewicking Applique - 09 Lg.pes**  
5.89x5.89 inches; 7,230 stitches  
4 thread changes; 4 colors


This image shows a large, intricate mandala-style candlewicking applique. It features a central star-like shape with multiple layers of decorative, scalloped borders. The design is composed of various geometric and floral motifs, all rendered in a light, airy style. The color palette is limited to four colors: Warm Gray, Red, Teal Green, and Dark Gray.



■ 1. Warm Gray  
■ 2. Red  
■ 3. Teal Green  
■ 4. Dark Gray

**Candlewicking Applique - 10 Lg.pes**  
5.90x5.90 inches; 7,906 stitches  
4 thread changes; 4 colors


This image shows another large, intricate mandala-style candlewicking applique, similar to the first one but with a slightly different internal pattern. It also features a central star-like shape with multiple layers of decorative, scalloped borders. The design is composed of various geometric and floral motifs, all rendered in a light, airy style. The color palette is limited to four colors: Warm Gray, Red, Teal Green, and Dark Gray.



■ 1. Warm Gray  
■ 2. Red  
■ 3. Teal Green  
■ 4. Dark Gray

**Candlewicking Applique - Free 1.pes**  
2.25x2.25 inches; 2,495 stitches  
4 thread changes; 4 colors

This image shows a smaller, five-pointed star-shaped candlewicking applique. The star is filled with a dense pattern of small, repeating motifs. The color palette is limited to four colors: Warm Gray, Red, Teal Green, and Dark Gray.



■ 1. Warm Gray  
■ 2. Red  
■ 3. Teal Green  
■ 4. Dark Gray

**Candlewicking Applique - Free 2.pes**  
2.40x2.41 inches; 2,641 stitches  
4 thread changes; 4 colors

This image shows another smaller, five-pointed star-shaped candlewicking applique, similar to the previous one but with a slightly different internal pattern. The star is filled with a dense pattern of small, repeating motifs. The color palette is limited to four colors: Warm Gray, Red, Teal Green, and Dark Gray.