

PAINTED LILIES

COLOR CHART:

- Marathon Rayon has been used
- All the designs stitch in 1 color only - Choose a color of your choice.

Lillies01 5x7 small

87.70x145.30 mm; 6,819 stitches

Lillies01 5x7 medium

100.00x166.20 mm; 8,007 stitches

Lillies01 6x10 large

124.90x207.70 mm; 10,617 stitches



- | | |
|------------------|------|
| 1. Seacrest | 1169 |
| 2. Salmon Pink | 1193 |
| 3. Pink | 1027 |
| 4. Deep Rose | 1230 |
| 5. Teal Green | 1171 |
| 6. Emerald Green | 1288 |

Lillies02 5x7 small.pes

103.40x177.60 mm; 9,788 stitches

Lillies02 6x10 medium

118.80x203.90 mm; 11,478 stitches

Lillies02 6x10 large.

148.40x254.80 mm; 15,194 stitches



- | | |
|------------------|------|
| 1. Seacrest | 1169 |
| 2. Salmon Pink | 1193 |
| 3. Pink | 1027 |
| 4. Deep Rose | 1230 |
| 5. Teal Green | 1171 |
| 6. Emerald Green | 1288 |

Lillies03 5x7 small

90.60x175.20 mm; 11,130 stitches

Lillies03 6x10 medium

114.50x221.40 mm; 14,949 stitches

Lillies03 6x10 large

129.50x250.70 mm; 17,819 stitches



- | | |
|------------------|------|
| 1. Seacrest | 1169 |
| 2. Teal Green | 1171 |
| 3. Emerald Green | 1288 |
| 4. Deep Green | 1107 |
| 5. Emerald Green | 1288 |
| 6. Salmon Pink | 1193 |
| 7. Pink | 1027 |
| 8. Light Brown | 1140 |
| 9. Pink | 1027 |

Lillies04 6x10

90.30x252.20 mm; 12,012 stitches



- | | |
|------------------|------|
| 1. Teal Green | 1171 |
| 2. Emerald Green | 1288 |
| 3. Deep Green | 1107 |

- 4. Seacrest 1169
- 5. Pink 1027
- 6. Deep Rose 1230
- 7. Light Brown 1140
- 8. Deep Rose 1230
- 9. Salmon Pink 1193
- 10. Pink 1027
- 11. Light Brown 1140
- 12. Pink 1027

Lillies05 5x7

98.60x133.70 mm; 4,155 stitches



- 1. Seacrest 1169
- 2. Teal Green 1171
- 3. Emerald Green 1288

Lillies06 5x7

85.90x113.80 mm; 6,937 stitches



- 1. Teal Green 1171
- 2. Emerald Green 1288
- 3. Seacrest 1169
- 4. Pink 1027
- 5. Deep Rose 1230
- 6. Light Brown 1140
- 7. Deep Rose 1230

Lillies07 4x4

70.50x29.30 mm; 1,015 stitches



- 1. Seacrest 1169
- 2. Teal Green 1171
- 3. Emerald Green 1288

Lillies08 4x4 small

74.10x99.00 mm; 5,277 stitches

Lillies08 5x7 medium

100.80x134.90 mm; 7,855 stitches

Lillies08 6x10 large

150.70x201.60 mm; 13,713 stitches



- 1. Seacrest 1169
- 2. Emerald Green 1288
- 3. Deep Green 1107
- 4. Salmon Pink 1193
- 5. Pink 1027

Lillies09 5x7

86.60x108.90 mm; 5,094 stitches



- 1. Seacrest 1169
- 2. Teal Green 1171
- 3. Deep Green 1107
- 4. Salmon Pink 1193
- 5. Pink 1027
- 6. Light Brown 1140
- 7. Pink 1027

Lillies10 5x7

72.80x128.00 mm; 8,776 stitches



- 1. Seacrest 1169
- 2. Teal Green 1171
- 3. Deep Green 1107
- 4. Pink 1027
- 5. Deep Rose 1230
- 6. Light Brown 1140
- 7. Deep Rose 1230

- 8. Salmon Pink 1193
- 9. Pink 1027
- 10. Light Brown 1140
- 11. Pink 1027
- 12. Lavender 1075
- 13. Lilac 1077
- 14. Light Brown 1140
- 15. Lilac 1077

Lillies11 5x7 small

74.40x161.90 mm; 8,549 stitches

Lillies11 6x10 medium

93.00x203.50 mm; 11,546 stitches

Lillies11 6x10 large

107.00x231.80 mm; 13,679 stitches



- 1. Seacrest 1169
- 2. Teal Green 1171
- 3. Emerald Green 1288
- 4. Deep Green 1107
- 5. Emerald Green 1288
- 6. Salmon Pink 1193
- 7. Pink 1027
- 8. Light Brown 1140
- 9. Pink 1027

Lillies12 4x4 small

96.70x98.60 mm; 6,935 stitches

Lillies12 5x7 medium

105.00x134.20 mm; 9,207 stitches

Lillies12 5x7 large.

121.30x155.00 mm; 11,157 stitches



- 1. Seacrest 1169
- 2. Teal Green 1171
- 3. Emerald Green 1288
- 4. Deep Green 1107
- 5. Emerald Green 1288
- 6. Salmon Pink 1193

- 7. Pink 1027
- 8. Light Brown 1140
- 9. Pink 1027

Lillies13 5x7 small

90.60x175.20 mm; 11,153 stitches

Lillies13 6x10 medium

221.40x114.50 mm; 15,011 stitches

Lillies13 6x10 large

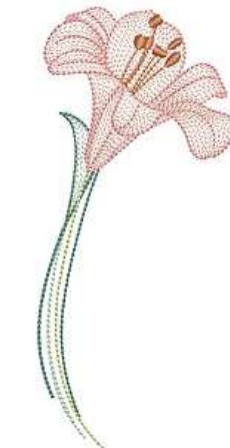
250.20x129.40 mm; 17,824 stitches



- 1. Seacrest 1169
- 2. Salmon Pink 1193
- 3. Pink 1027
- 4. Teal Green 1171
- 5. Emerald Green 1288
- 6. Deep Green 1107
- 7. Emerald Green 1288
- 8. Pink 1027
- 9. Deep Rose 1230
- 10. Light Brown 1140
- 11. Deep Rose 1230

Lillies14 5x7

74.90x166.30 mm; 6,332 stitches



- 1. Seacrest 1169
- 2. Emerald Green 1288
- 3. Deep Green 1107
- 4. Pink 1027
- 5. Deep Rose 1230
- 6. Light Brown 1140
- 7. Pink 1027

Lilliespanel01 6x10.

154.50x251.50 mm; 23,656 stitches

Lilliespanel01 8x12

297.70x182.60 mm; 30,673 stitches




- | | |
|-----------------------|---|
| 1. Appliqué Position | Batting Placement line. |
| 2. Appliqué Material | Stitch batting down. Cut off excess batting |
| 3. Appliqué | Panel Background - Own fabric choice – Do not cut off excess fabric once the fabric is stitched down. |
| 4. White | 1181 |
| 5. Seacrest | 1169 |
| 6. Salmon Pink | 1193 |
| 7. Pink | 1027 |
| 8. Deep Rose | 1230 |
| 9. Gray | 1318 |
| 10. Appliqué Material | Lining – Cut off excess top and bottom once stitched |
| 11. White | 1181 |

Lilliespanel02 6x10

154.50x251.50 mm; 24,690 stitches

Lilliespanel02 8x12

297.70x182.70 mm; 31,642 stitches




- | | |
|-----------------------|---|
| 1. Appliqué Position | Batting Placement line. |
| 2. Appliqué Material | Stitch batting down. Cut off excess batting |
| 3. Appliqué | Panel Background - Own fabric choice – Do not cut off excess fabric once the fabric is stitched down. |
| 4. White | 1181 |
| 5. Seacrest | 1169 |
| 6. Teal Green | 1171 |
| 7. Deep Green | 1107 |
| 8. Salmon Pink | 1193 |
| 9. Deep Rose | 1230 |
| 10. Gray | 1318 |
| 11. Appliqué Material | Lining – Cut off excess top and bottom once stitched |
| 12. White | 1181 |

Lilliespanel03 6x10

154.50x251.50 mm; 23,392 stitches

Lilliespanel03 8x12

297.70x182.70 mm; 29,967 stitches



- | | |
|----------------------|---|
| 1. Appliqué Position | Batting Placement line. |
| 2. Appliqué Material | Stitch batting down. Cut off excess batting |
| 3. Appliqué | Panel Background - Own fabric choice – Do not cut off excess fabric once the fabric is stitched down. |
| 4. White | 1181 |
| 5. Seacrest | 1169 |
| 6. Teal Green | 1171 |
| 7. Deep Green | 1107 |
| 8. Salmon Pink | 1193 |
| 9. Pink | 1027 |
| 10. Gray | 1318 |

- 11. Appliqué Material Lining – Cut off excess top and bottom once stitched
- 12. White 1181

Lilliespanel04 6x10
 132.80x251.50 mm; 16,618 stitches
Lilliespanel04 8x12
 297.70x157.10 mm; 22,135 stitches



- 1. Appliqué Position Batting Placement line.
- 2. Appliqué Material Stitch batting down. Cut off excess batting
- 3. Appliqué Panel Background - Own fabric choice – Do not cut off excess fabric once the fabric is stitched down.
- 4. White 1181
- 5. Seacrest 1169
- 6. Salmon Pink 1193
- 7. Pink 1027
- 8. Deep Rose 1230
- 9. Teal Green 1171
- 10. Deep Green 1107
- 11. Appliqué Material Lining – Cut off excess top and bottom once stitched
- 12. White 1181

Lilliespanel05 6x10
 132.80x251.50 mm; 16,617 stitches
Lilliespanel05 8x12
 297.70x157.10 mm; 22,134 stitches



- 1. Appliqué Position Batting Placement line.
- 2. Appliqué Material Stitch batting down. Cut off excess batting
- 3. Appliqué Panel Background - Own fabric choice – Do not cut off excess fabric once the fabric is stitched down.
- 4. White 1181
- 5. Seacrest 1169
- 6. Salmon Pink 1193
- 7. Pink 1027
- 8. Deep Rose 1230
- 9. Teal Green 1171
- 10. Deep Green 1107
- 11. Appliqué Material Lining – Cut off excess top and bottom once stitched
- 12. White 1181

Lilliespanel06 5x7

57.30x154.30 mm; 5,174 stitches

Lilliespanel06 6x10

67.70x183.30 mm; 6,748 stitches



- | | |
|-----------------------|---|
| 1. Appliqué Position | Batting Placement line. |
| 2. Appliqué Material | Stitch batting down. Cut off excess batting |
| 3. Appliqué | Panel Background - Own fabric choice – Do not cut off excess fabric once the fabric is stitched down. |
| 4. White | 1181 |
| 5. Seacrest | 1169 |
| 6. Salmon Pink | 1193 |
| 7. Pink | 1027 |
| 8. Teal Green | 1171 |
| 9. Emerald Green | 1288 |
| 10. Deep Green | 1107 |
| 11. Appliqué Material | Lining – Cut off excess top and bottom once stitched |
| 12. White | 1181 |

Lilliespanel06 5x7 blank

57.30x154.30 mm; 3,788 stitches

Lilliespanel06 6x10 blank

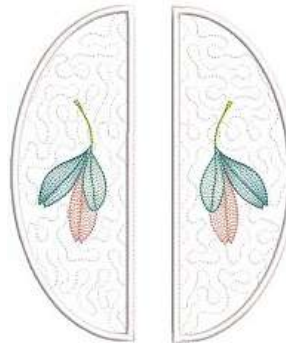
67.70x183.50 mm; 5,272 stitches



- | | |
|----------------------|---|
| 1. Appliqué Position | Batting Placement line. |
| 2. Appliqué Material | Stitch batting down. Cut off excess batting |
| 3. Appliqué | Panel Background - Own fabric choice – Do not cut off excess fabric once the fabric is stitched down. |
| 4. White | 1181 |
| 5. Appliqué Material | Lining – Cut off excess top and bottom once stitched |
| 6. White | 1181 |

Lilliespanel06 6x10 two

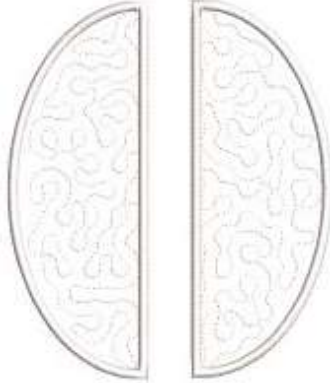
155.40x184.10 mm; 13,475 stitches



- | | |
|-----------------------|---|
| 1. Appliqué Position | Batting Placement line. |
| 2. Appliqué Material | Stitch batting down. Cut off excess batting |
| 3. Appliqué | Panel Background - Own fabric choice – Do not cut off excess fabric once the fabric is stitched down. |
| 4. White | 1181 |
| 5. Seacrest | 1169 |
| 6. Salmon Pink | 1193 |
| 7. Pink | 1027 |
| 8. Teal Green | 1171 |
| 9. Emerald Green | 1288 |
| 10. Deep Green | 1107 |
| 11. Appliqué Material | Lining – Cut off excess top and bottom once stitched |
| 12. White | 1181 |

Lilliespanel06 6x10 two blank

132.00x154.80 mm; 7,609 stitches



- | | |
|----------------------|---|
| 1. Appliqué Position | Batting Placement line. |
| 2. Appliqué Material | Stitch batting down. Cut off excess batting |
| 3. Appliqué | Panel Background - Own fabric choice – Do not cut off excess fabric once the fabric is stitched down. |
| 4. White | 1181 |
| 5. Appliqué Material | Lining – Cut off excess top and bottom once stitched |
| 6. White | 1181 |

- | | |
|----------------------|--|
| 4. White | 1181 |
| 5. Appliqué Material | Lining – Cut off excess top and bottom once stitched |
| 6. White | 1181 |

Lilliespanel08 6x10 blank

154.50x251.50 mm; 12,418 stitches



- | | |
|----------------------|---|
| 1. Appliqué Position | Batting Placement line. |
| 2. Appliqué Material | Stitch batting down. Cut off excess batting |
| 3. Appliqué | Panel Background - Own fabric choice – Do not cut off excess fabric once the fabric is stitched down. |
| 4. White | 1181 |
| 5. Appliqué Material | Lining – Cut off excess top and bottom once stitched |
| 6. White | 1181 |

Lilliespanel07 6x10

132.90x251.40 mm; 9,428 stitches

Lilliespanel07 8x12

297.70x157.10 mm; 12,314 stitches



- | | |
|----------------------|---|
| 1. Appliqué Position | Batting Placement line. |
| 2. Appliqué Material | Stitch batting down. Cut off excess batting |
| 3. Appliqué | Panel Background - Own fabric choice – Do not cut off |

Lilliespanel09 8x12 blank

297.70x182.70 mm; 16,490 stitches



- | | |
|----------------------|---|
| 1. Appliqué Position | Batting Placement line. |
| 2. Appliqué Material | Stitch batting down.
Cut off excess batting |
| 3. Appliqué | Panel Background -
Own fabric choice –
Do not cut off excess fabric once the fabric is stitched down. |
| 4. White | 1181 |
| 5. Appliqué Material | Lining – Cut off excess top and bottom once stitched |
| 6. White | 1181 |



A Note About File Sharing

Just like you buy a song from iTunes for your personal use, you've purchased 1 copy of this digital product from Hatched in Africa for your personal use.

You do not have our permission to share it, resell it, or give it to someone else in any form. Selling these embroidery machine files, or parts thereof, or giving it to someone else, is wrong and violates our copyright.

Copyright © Hatched in Africa
All rights reserved
