


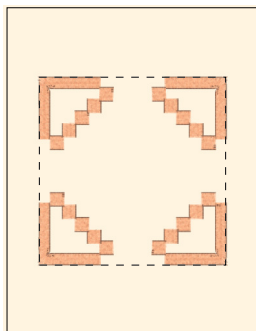
1. Dark Peach

Centre 7.art
5.23x5.24 inches; 6,308 stitches
1 thread changes; 1 colors



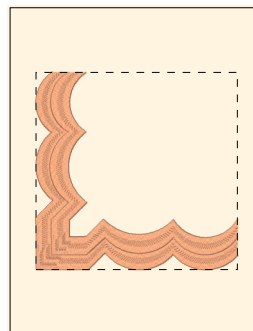
1. Dark Peach

Centre 8.art
5.19x5.19 inches; 13,641 stitches
1 thread changes; 1 colors



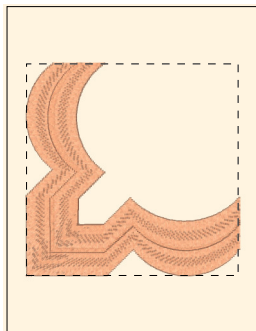
1. Dark Peach

Centre 9.art
2.92x2.94 inches; 1,626 stitches
1 thread changes; 1 colors



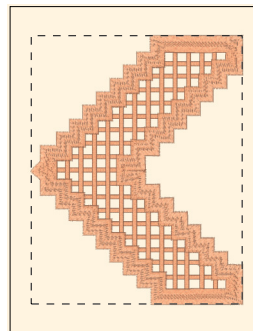
1. Cutting Line
2. Dark Peach

Corner 1 Lrg.art
4.85x4.76 inches; 7,254 stitches
2 thread changes; 2 colors



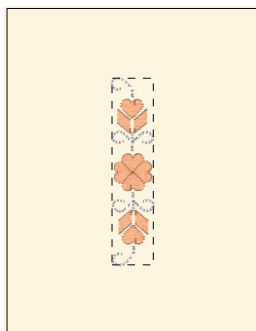
1. Dark Peach

Corner 1 Sml.art
3.32x3.32 inches; 3,088 stitches
1 thread changes; 1 colors




1. Cutting Line
2. Dark Peach

Corner 2.art
5.09x6.47 inches; 20,704 stitches
2 thread changes; 2 colors



1. White
2. Dark Peach

Element 1.art
0.65x2.93 inches; 852 stitches
2 thread changes; 2 colors



1. Dark Peach

Element 2.art
3.28x3.53 inches; 3,029 stitches
1 thread changes; 1 colors

Printed 26/10/2017

