






DESIGN WORKSHEET
Design by *A Touch of Class*

ATOC170
Baking Queen

3.3 x 3.8 inches
83.9 x 96.5 mm
10188 stitches, 5 colors, 4 color changes and 17 trims
Total bobbin: 59.20 feet or 18.04 m



Color Sequence:

#	Color	Code	Name	Chart
1.		4103	California Blue	Isacord 40
2.		0010	Silky White	Isacord 40
3.		0131	Smoke	Isacord 40
4.		2152	Heather Pink	Isacord 40
5.		0608	Sunshine	Isacord 40

This design is perfect for a bib apron, pot holders, table linens or tea towels.

Use cutaway stabilizer when stitching on clothing. 2 layers of a good, sturdy stabilizer is recommended on the backside.

When stitching on non-wearable items you may use tearaway or WSS (Water Soluble Stabilizer) if desired. Again, two layers is recommended. If stitching on fabric with a pile such as terry cloth or sweat-shirt fabric use one layer of WSS on the top.

The color chart used is Isacord 40 but feel free to choose your own thread and color scheme.