






DESIGN WORKSHEET
Design by *A Touch of Class*

ATOC106
Cross and Lillies

4.5 x 6.9 inches or 113.5 x 175.2 mm.
20639 stitches, 5 colors, 4 color changes and 14 trims
Total bobbin: 140.84 feet or 42.93 m



Color Sequence:

#	Color	Code	Name	Chart
1.		1154	Penny	Isacord 40
2.		5531	Pear	Isacord 40
3.		0970	Linen	Isacord 40
4.		3045	Cachet	Isacord 40
5.		0605	Daisy	Isacord 40

Use cutaway stabilizer when stitching on clothing. 2 layers of a good, sturdy stabilizer is recommended on the backside.

When stitching on non-wearable items you may use tearaway or WSS (Water Soluble Stabilizer) if desired. Again, two layers is recommended. If stitching on fabric with a pile such as terry cloth or sweat-shirt fabric use one layer of WSS on the top.

The color chart used is Isacord 40 but feel free to choose your own thread and color scheme.