

Lady Beetle

Brand: AnnTheGran

Stitches: 7,680

Height/Width: 2.87 x 2.56 inches
72.92 x 65.05 mm









Formats:

ART,CND,CSD,DST,EMB,EXP,HUS,JEF,PCS,PEC,PES,SEW,XX
X


Thread Manufacturer: Madeira



Unique Colors

	Peach Blush (1013)		(1073)
	Taupe (1128)		Margarita Lime (1248)
	Mandarin (1379)		Super White (1001)
	Copper (1065)		Emerald Black (1000)

Color Sequence

	1. Peach Blush (1013)		6. Margarita Lime (1248)
	2. Taupe (1128)		7. Super White (1001)
	3. Mandarin (1379)		8. Emerald Black (1000)
	4. Copper (1065)		9. Super White (1001)
	5. Winter Mint (1073)		

Copyright 2018 by AnnTheGran

By purchasing these designs you agree to these terms: This design is copyright protected by AnnTheGran. Items with this design sewn onto the product may be sold commercially with limitation. You must have written consent to mass market items using this design. AnnTheGran will not be held liable for any monetary losses or consequential damages as a result of using this design.

1 Sizes